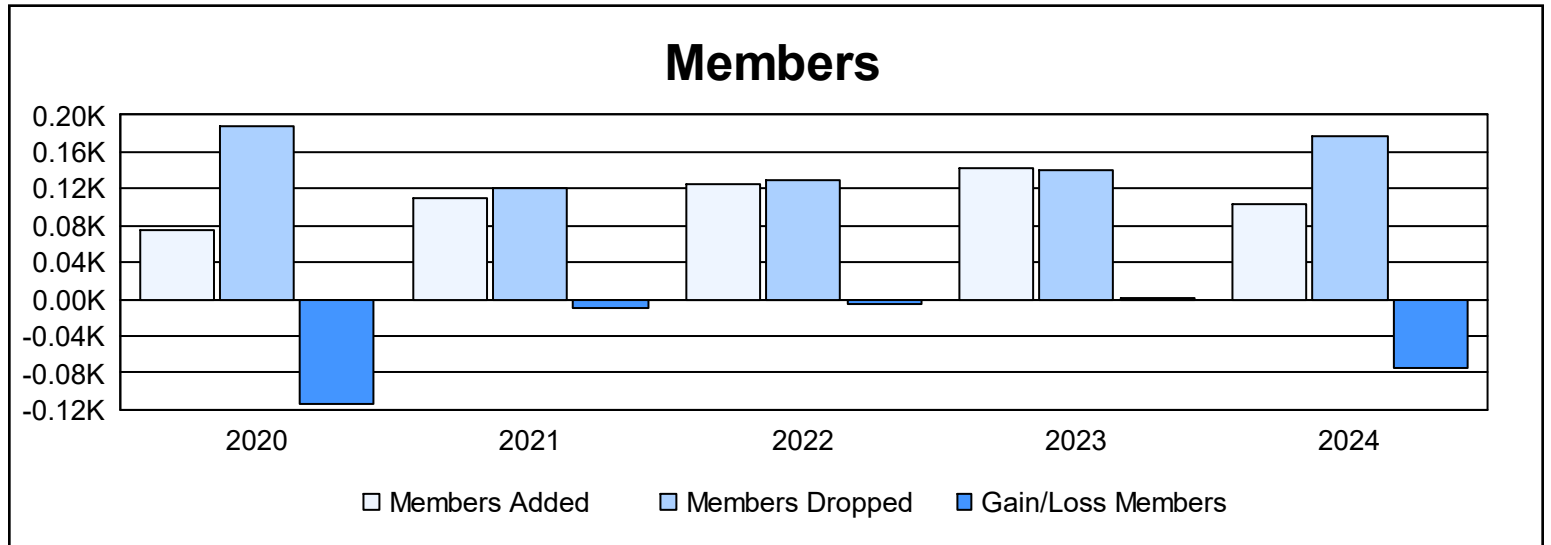
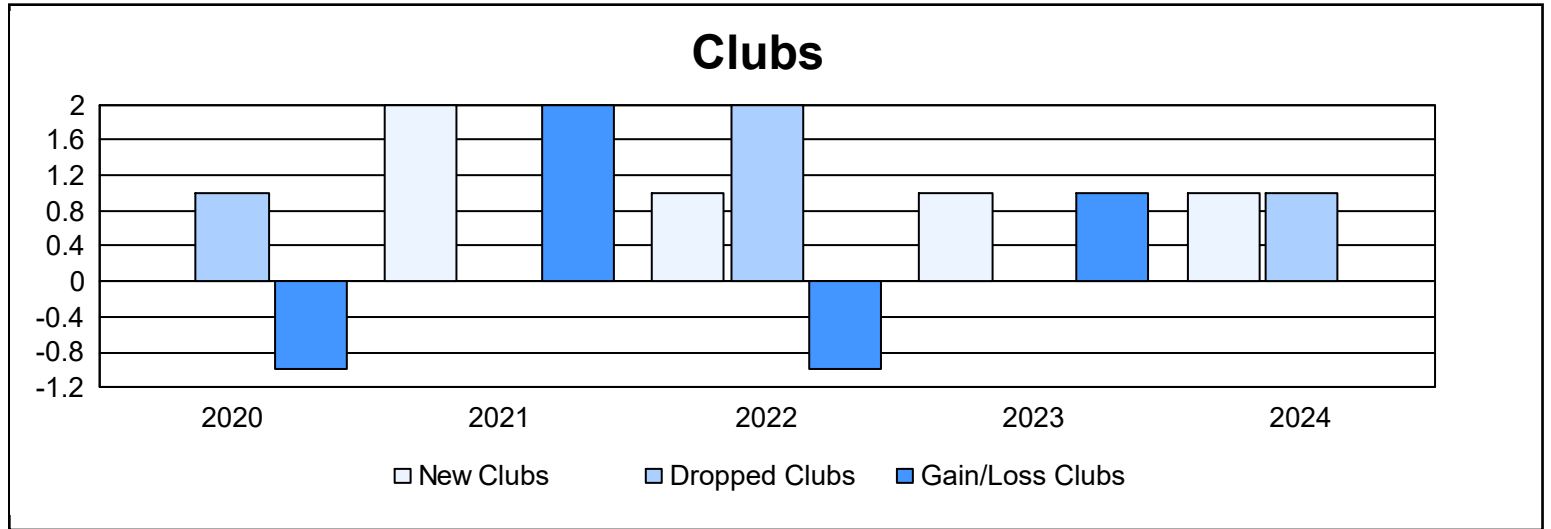
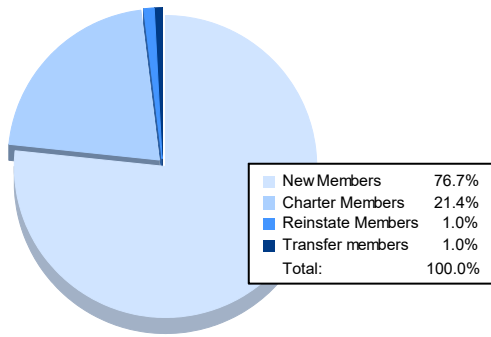


Year	New Clubs	Dropped Clubs	Gain/ Loss Clubs	New Members	Charter Members	Reinstate Members	Transfer Members	Total Member Added	Total Members Dropped	Gain/ Loss Members
2019-2020	0	1	-1	65	0	9	1	75	189	-114
2020-2021	2	0	2	53	55	0	2	110	120	-10
2021-2022	1	2	-1	89	31	0	4	124	129	-5
2022-2023	1	0	1	96	46	1	0	143	141	2
2023-2024	1	1	0	79	22	1	1	103	178	-75
<b>Average</b>	<b>1</b>	<b>1</b>	<b>0</b>	<b>76</b>	<b>31</b>	<b>2</b>	<b>2</b>	<b>111</b>	<b>151</b>	<b>-40</b>



### Membership Composition June 2024 Cumulative



### Gender Composition June 2024 Cumulative

